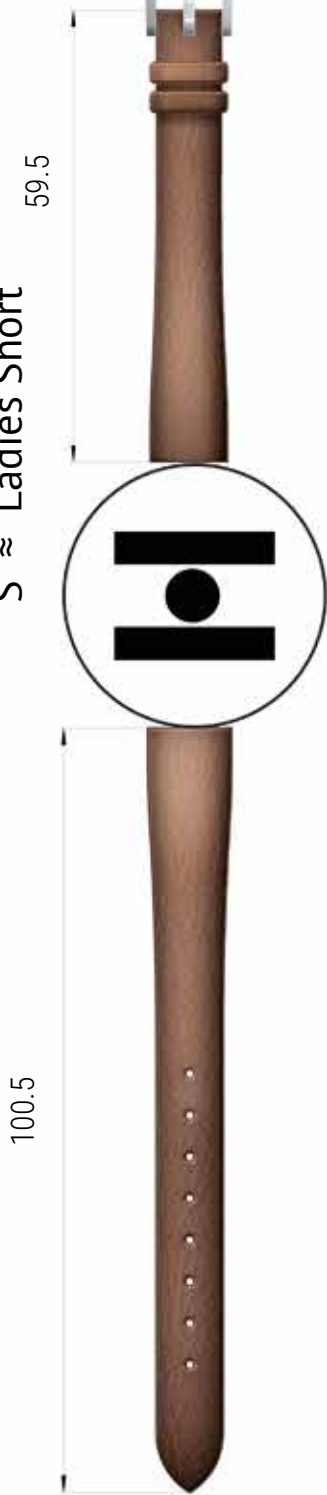




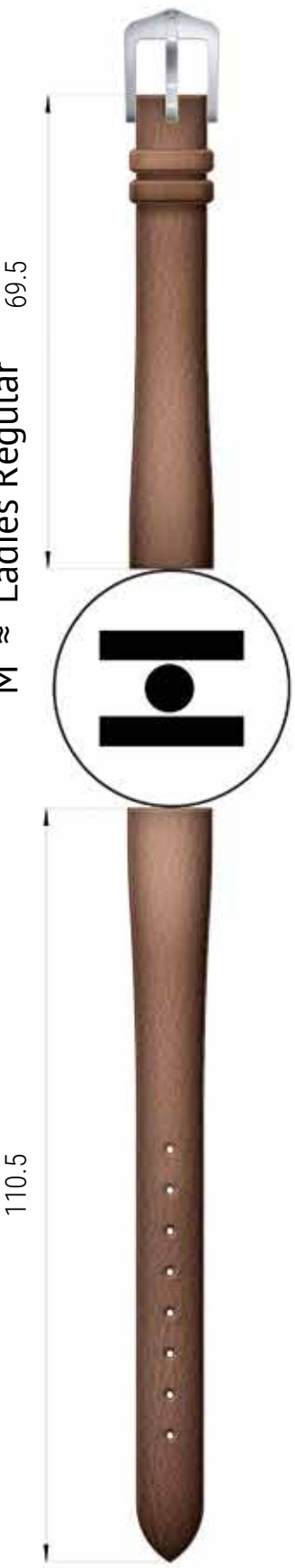
HIRSCH Length measurement

Measure the length of your bracelet and choose the right HIRSCH bracelet for your watch.


S ≈ Ladies Short



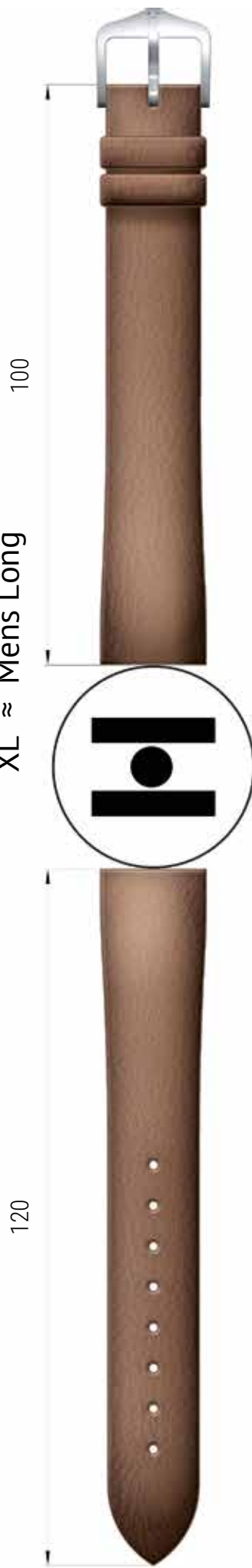
M ≈ Ladies Regular



L ≈ Mens Regular



XL ≈ Mens Long





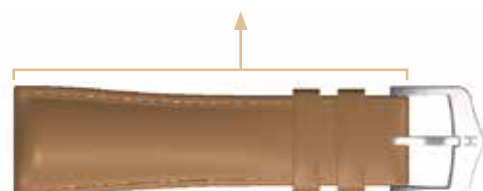
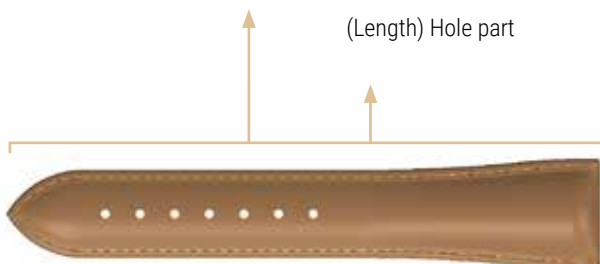
HIRSCH Classic Design



Bracelet taper

(Length) Hole part

(Length) Buckle part




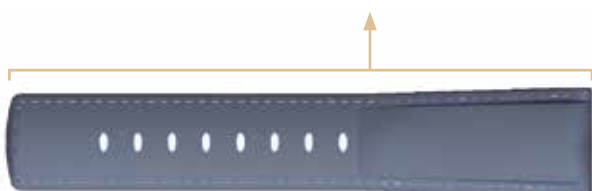


HIRSCH Active Design



(Length) Hole part

(Length) Buckle part



Skin cutting

The cutting of the skin is a science as it requires:

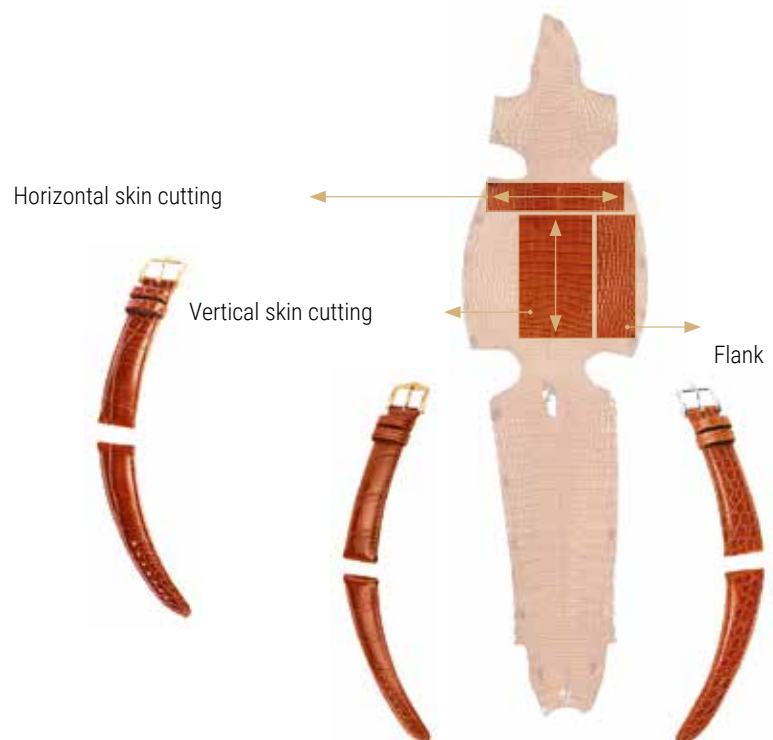
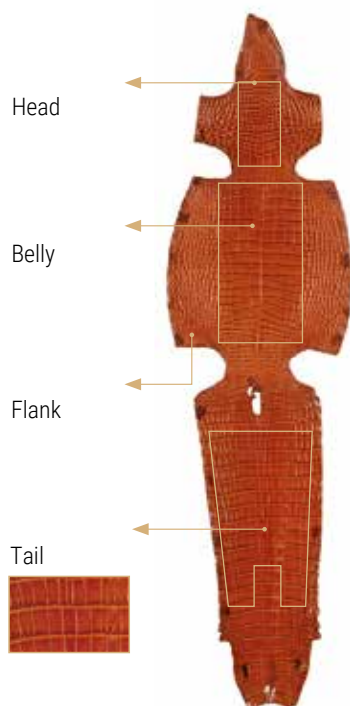
- **material know-how,**
- **technical understanding,**
- **experience and most important,**
- **passion and the loving attention for detail**

Highly qualified HIRSCH experts perform this demanding manufacturing method in compliance with defined specifications. In the process, the vertical and horizontal skin cutting direction have to be distinguished from each other.

In the case of **vertical skin cutting**, which is the most appreciated technique, all "rectangular" scales from head, belly and tail are cut in a vertical direction only. This skin cutting is used for all **HIRSCH folding buckle bracelets** as well as for the models **Capitano, Tritone, Earl, London** and **Prestige Selection** and lends the bracelet an elegant touch.

Another method is the **horizontal (diagonal) skin cutting**, where the belly part is cut in horizontal direction. In this way a distinct line is visible on the bracelet, which represents the valley between the scales. This method of cutting the skin adds a robust touch to the bracelet as demonstrated in the model **Genuine Alligator**.

For the models **Savoir** and **Regent** only the **flanks** of the **Louisiana Alligator** are being utilized. Their characteristics are the round respectively oval scales.



Louisiana Alligator

HIRSCH is fully committed to support the Washington Agreement, the CITES Convention (Convention on International Trade in Endangered Species of Wild Fauna and Flora) and works closely with all related authorities to ensure the principle of "**protection through collection**". HIRSCH solely uses alligator and crocodile skins which are processed according to CITES rules and regulations!

One of the skins is the **alligator skin**, which ranks among the most precious leather types and has become one of the most sought-after materials within the luxury watch industry.

ORIGIN

According to its origin, the Alligator mississippiensis is also known under the names **Louisiana alligator** and American alligator. The species comes from the Southeast of the USA where it spreads along the coastal plane of the Atlantic Ocean from Virginia up to Eastern Texas. Further up North it is also found along the Mississippi up to Oklahoma.

SKIN CHARACTERISTICS

The skin of the **Louisiana Alligator** is gained by making use of the so called "back-cut" method, where the skin is being cut open at the back and can be fully utilized. The skin shows a characteristic structure with rectangular scales in the area of the belly, tail and head, whereas the side parts, the so-called flanks, show round scales.



HIRSCH Quick-Release System



1. To remove your current bracelet (hole part and buckle part) push the HIRSCH Quick-Release pushpin inwards to detach the bracelet.



2. To attach the new bracelet (hole part and buckle part) push the pin inwards and attach the bracelet to your watch.



3. Release the pushpin.
Your new bracelet is safely mounted and locked as soon as you hear a slight "clicking" noise.



4. Enjoy your new bracelet.